2024 FIA EUROPEAN RALLYCROSS CHAMPIONSHIP TEAM MANUAL

RALLYCROSS PROMOTER

2024 FIA EUROPEAN RALLYCROSS CHAMPIONSHIP - TEAM MANUAL

23rd April 2024

Julie O'Leary

RX FIA WORLD RALLYCROSS CHAMPIONSHIP

INTRODUCTION

The following Euro RX Team Manual is produced to provide event information for Competitors in the 2024 FIA European Rallycross Championships for RX1, RX3 and RX2e.
If you are not sure who to contact for a specific issue, please start with Tim or Julie who will either answer or connect you to the correct person.

Arne Dirks, Managing Director
T: +49 (0) 151 2679 1259
E: arne.dirks@fiaworldrallycross.com

Tim Whittington, Championship Coordinator
T: +44 (0) 7973 215 449
E: tim.whittington@fiaworldrallycross.com

Julie O'Leary, Event Manager
T: +44 (0) 7471 900 729
E: julie.oleary@fiaworldrallycross.com

Russell Atkins, PR & Communications Manager
T: + 44 (0) 7971 748 906
E: russell.atkins@fiaworldrallycross.com

Liam Johnson, Social Media Manager
T: + 44 (0) 7513 936 886
E: liam.johnson@fiaworldrallycross.com

Felix Poehlmann, Strategic Project Specialist
T: + 49 (0) 173 3001517
E: felix.poehlmann@fiaworldrallycross.com

CONTENTS

- Regs & Sporting Advisory
- Refuelling
- Accreditation
- Paddock Rules
- Paddock IT: Internet & Streaming Service
- Commercial Rights & Branding
- Media & Communications
- Social Media
- Unacceptable Behaviour & Fines
- Radio Frequency & Registration Information
- Spotters' Tower
- Podium Procedure
- 2024 Draft Schedules
- 2024 Championships & Circuits

SPORTITY

Sportity App and WhatsApp

The Sportity App will be used as the primary method of communicating and distributing event information and official documents.

The World RX channel is also used for Euro RX and is open to all users.

In addition to this the designated Team Manager for each Competitor must complete a Personal Login. These will be managed by the Championship Coordinator.

WhatsApp will continue to be used with a Team Managers' Group at each event. This will be managed by the Championship Coordinator.

Sportity

For direct event information please download the Sportity app and insert this password:

WorldRX24

Sportity app is available in

Available on the App Store

Get it on Google play

www.sportity.com

REGS & SPORTING ADVISORY

2024 FIA European Rallycross Championship and FIA European RX2e Championship

Regulations
By entering an event you are agreeing that you have read, understood and will abide by the regulations. Please take time to read all relevant 2024 technical and sporting regulations. https://www.fia.com/regulation/category/120

Withdrawn entries
If you are unable to take part in an event for any reason it is important that you notify FIA and Rallycross Promoter as soon as possible by email, please use this link: Withdrawn entry

Car and race suit branding
Please see page 24 to 27 of this document. Questions or queries about this should be directed to Tim Whittington: tim.whittington@fiaworldrallycross.com

Single supplier tyres
Hoosier Racing Tire is the single supplier for tyres in the FIA World Rallycross Championship, European Championships and RX2e Championship.
Tyre sales and service is provided by APR.
The point of contact is François Douzon. Email address: f.douzon@apr-europe.com telephone number : +33637385089
Please refer to the separate 'Commercial Sheet' that is available in Sportity for further pricing and ordering information, etc.

REGS & SPORTING ADVISORY

Anti-Doping and Therapeutic Use Exemption
Random checks may be carried out during events. The FIA publishes useful information for competitors including details of Therapeutic Use Exemption here: https://www.fia.com/anti-doping

Race Control and Stewards' Room
Unless you have been requested to visit the Stewards' Meeting Room or Race Control there is no access to these areas for drivers or team personnel. Questions, protests, etc. directed to the Clerk of the Course, Race Director or Stewards should be made via the Competitors' Liaison Officer(s) whose details are shared via Sportity or WhatsApp at the start of each event.

Official Noticeboard
The Official Noticeboard is online here: www.fiaworldrallycross.com/onb

Starting light sequence
The start lights used at all events remains the same as used since 2022.
When the Ready to Race light is on, four red lights will illuminate in sequence.
Ready to Race (yellow) ON 4-sec (plus sequence of four red lights) > Ready to Race OFF > min 1.5s max 3.5s green ON & reds OFF

Initial Scrutineering & Tyre Registration documents
Information on how your car should be prepared for initial scrutineering and the tyre registration form will be available in the Sportity App. To use the tyre registration form, install the font supplied and then enter the number from the barcode sticker on your tyres, the font will automatically generate a barcode in the form.

REGS & SPORTING ADVISORY

Administrative Checking

Admin Checking is managed by the Competitors' Liaison Officer(s) by WhatsApp. The Admin Checking times will be in the Supplementary Regulations part two. The CLO details will be shared at the start of each event.

Drivers' Briefing

The Drivers' Briefing will take place in-person at the first event of the year for each Championship. After that, the plan is that the Drivers' Briefing will be held as an online meeting. Details will be in the Supplementary Regulations - part two for each event.

Helmet-mounted cameras

As a reminder, the use of cameras mounted on the driver's crash helmet is not allowed unless the camera mounting is homologated. Details are in FIA Technical List 69, Crash Helmets approved to FIA 8860-2018, which is available here: https://www.fia.com/regulation/category/761
The full details of the specific helmet can be accessed by clicking the link in blue at top of Technical List 69 after you have downloaded it.
Similarly, cameras must not be mounted on the driver's seat, safety harness, race suit, etc.

Further information and online information resource

Further information will be available via Sportity. Please find further instructions on how to download Sportity and access the 2024 FIA World Rallycross Championship channel on the earlier slide.

CAR POSITIONING SYSTEM – EURO RX

Car positioning system

The car positioning system is mandatory in the Euro RX categories. (by FIA request)
The car positioning system rental package for the FIA Rallycross European Championship season contains the following:

- Car positioning device
- RF and GPS antennas
- Installation guide will be provided with the device

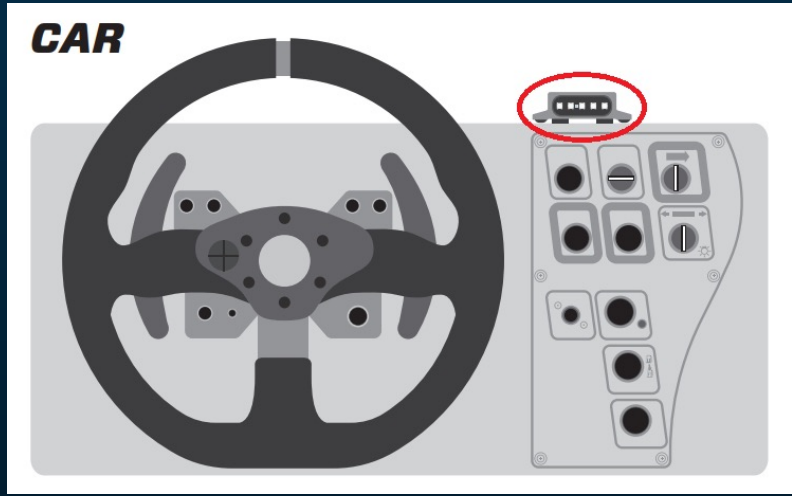

Teams Must Supply

- 12V power supply on M8 type 4 pin female connector
- Place for the Car positioning device on the dashboard as shown on the picture.
- Place for the GPS Antenna with a clear view to the sky at all times during racing
- Place for the RF Antenna as high as possible on the vehicle mounted on a conducting ground plane, having a clear view around the vehicle at all times during racing

All questions regarding the technical aspects should be sent to: rx@chronomoto.com
For payments and to order the service please contact: rx@chronomoto.com / +36 30 244 1004 (Arnold Nagy)

Paddock IT & Positioning system order form is available to download from the Sportity app

REFUELLING

2024 FIA European Rallycross Championship

There is no single fuel supplier for Euro RX in 2024.
Competitors are responsible for arranging their own fuel supply.
All fuel used must comply with FIA Appendix J, Article 279.

Refuelling can only be carried out during the periods when the fire cover arranged by the local organiser is present in the paddock. These times will be listed in the event schedule and the Supplementary Regulations - part two for each event.

The requirement for refuelling to be carried out by means of a fast connector remains (Article 279).

Refuelling must be carried out as described in the Championship Sporting Regulations.

This also means that 'fingerprint' fuel testing is not possible and cars must have three litres of fuel in the tank for sampling and be fitted with a sampling connector as described in Article 279.

ACCREDITATION

Accreditation

Please pay attention to General Prescriptions 3.5.2 *"All persons concerned in any way with an entered car or present in any other capacity whatsoever in the paddock, grid areas, or on the track must wear an appropriate pass at all times."* On request, valid accreditation must be shown to representatives or officials.

The 2024 Euro RX and RX2e championships will operate event-by-event wristbands for access. The wristbands are strictly non-transferable and cannot be sold or traded in any way.

Lost/damaged passes

Replacement wristbands can be requested but are subject to approval.

Personnel

The total number of personnel including the driver that will be accredited per competitor is detailed below. Children under 16 years of age will be permitted to the paddock with a maximum of 3 per car. Children 16 years of age and over must be included in the competitor numbers below.

For all accreditation queries please contact: Julie O'Leary, julie.oleary@fiaworldrallycross.com

2024 FIA World Rallycross Championship accreditation terms & conditions for entry will be provided in advance of the season.

Entry	Number
Euro RX1	7
Euro RX3	7
RX2e	7

PADDOCK RULES

Introduction:
These pages contain information on the paddock planning process and how teams can expect to operate across the 2024 FIA European Rallycross Championship events.

The following information is designed to outline the requirements of each team and to highlight the information that each team must provide to the Championship Promoter.

If any of this information is not clear or should you have any particular requests regarding the setup of your team, please contact Julie O'Leary, julie.oleary@fiaworldrallycross.com to discuss your query directly.

If you have not already done so, please use the dimensions below to inform Julie O'Leary, julie.oleary@fiaworldrallycross.com of the details of your paddock setup.

Items that must be submitted regarding your paddock setup are as follows:

- ✓ Preferred Setup / layout, please advise where the vehicle(s) will access the team layout from the long or short side of the awning
- ✓ Contact name, number & email of team principal, or English-speaking team manager

PADDOCK RULES

Your paddock plan:

- The following are the most common paddock configurations that we see throughout the Championship.
- The following represents maximum dimensions permitted - additional space requirements on site require strict agreement from Rallycross Promoter and may incur additional cost.
- The following apply to all Euro RX1, RX3, RX2e teams.
- If your setup is not shown, please contact Rallycross Promoter immediately for further discussion.
- Additional paddock vehicles will not be permitted in your paddock space without strict agreement with Rallycross Promoter (Vans, Busses, Campers, Caravans, Trailers, cars etc.)
- Where possible , allowance will be made for tail lift opening when parked.
- If requested, tractor unit must be removed and parked in a designated parking area.

Dimensions:

The maximum Paddock space allocation is as follows:

- 17 metres deep x 11 metres wide (trailer & awning)
- 15 metres deep x 9 metres wide (bus & trailer)
- 9 metres deep x 9 metres side (bus only)

Additional Space/structures:

Any structures, equipment, hospitality, activation space or equipment located outside the main team paddock structure boundary will be considered additional equipment/space.
It is not permitted to park camping vehicles for non-team personnel in the paddock.
The Paddock Manager and Event Manager have the right to relocate this equipment at their discretion. Typical examples are vans, trailers, tents, motorhomes and buses.
No team/rental/civilian vehicles or cars may be parked in the paddock.

PADDOCK RULES

General Information:

- Any changes to your setup must be notified to Rallycross Promoter immediately and dimensions must be correct.
- Failure on either of these points may lead to your unit being refused entry.
- Acceptance of hospitality units is subject to the availability of space and can change at each event.

Each venue will operate on a system of allocated arrival and setup times per team.
Failure to provide accurate information can result in your equipment remaining in the holding area at the discretion of the venue paddock team.

Area depth is measured from road line to a hard rear boundary. This is a hard boundary and must contain all additional team equipment and adequate space for the opening of truck tail lifts (and similar).

No barriers, fences, canopies, parasols or other items may extend beyond boundaries.
All dimensions of a Competitor's usage are subject to the written approval by Rallycross Promoter and the relevant Local Organiser.

Paddock boundaries will be strictly enforced. Competitors that extend beyond the allocated boundaries will be required to reposition their structure within the permitted space. Sanctions may also be imposed.

One (1) x 32A 3 phase electricity supply will be provided per Competitor. Additional electricity supply may be arranged directly with each Local Organiser, details will be notified in advance in the Race Guide.

FIA European Rallycross Championship competitors will not be provided with space in the FIA World Rallycross Championship Paddock

PADDOCK RULES

Facilities

Extra facilities such as portable toilets, machinery, ballast, security etc. may be arranged with the Local Organiser who will charge the Competitor directly. Please see the Race Guide for each event for contacts and costs.

Competitors shall provide, on request, certification, documentation and declarations in respect of all elements of its Paddock structure(s) and in respect of all operators of specific equipment, including but not limited to insurance, method statements, risk assessments, forklift and machinery operator licenses.

All campers and accommodation vehicles in which personnel stay in overnight in the Paddock ("Campers") must be identified to Rallycross Promoter and must be parked within the allocated Paddock space or the designated Competitor camping areas. Unless specifically agreed or notified, additional accommodation vehicles not kept in the Paddock must be located in the designated Competitor camping areas.

Facilities for parking of trucks and other vehicles before and after the Paddock is open will be addressed on a per-event basis.

Miscellaneous

The distribution or sampling of any items from within the Paddock area must be approved in writing by Rallycross Promoter.
Rallycross Promoter reserves the right to deny the display of still or moving images within the Paddock.
Rallycross Promoter reserves the right to impose noise limits within the Paddock.
Pyrotechnics and fireworks are strictly forbidden within the Paddock.
Personnel must at all times be dressed in suitable attire, sensitive to local customs and compliant with any guidelines issued by Rallycross Promoter from time to time.
Branding and liveries of all outward facing signage and equipment must be approved by Rallycross Promoter in writing in advance.

PADDOCK RULES

Team boundary:
The perimeter boundary of the team structure is defined by the outer wall or edges of the main truck and/or awning structure.
This boundary is the line which must be positioned on agreed paddock space markings.
A team who positions equipment incorrectly will be instructed to relocate in the correct position.
Small boundaries, fences or banners that extend beyond the team boundary are forbidden.

Team Branding:
Branding and livery of the following equipment must be approved by Rallycross Promoter:

- Race Truck Livery
- Race Trailer Livery
- Race Van Livery
- Shuttle Trailer designs
- Hospitality structure livery
- Team Awning
- Forward facing team banners, flags or parasols.
- Any public facing promotional items/accessories/promotional staff.

Any trackside facing branding positioned within the team/driver allocated paddock space and visible from TV camera angles may be covered by Rallycross Promoter.

Health & Safety:
Teams and their crew should at all times be aware of local laws and health and safety guidelines and operate their paddock equipment to the best possible health & safety standards.
These operating standards extend to all team and crew members during the construction, race operation and de-rigging of the paddock structure.
Teams that invite members of the public, spectators or guests inside the boundary of their paddock structures must take all necessary health & safety steps to satisfy local health & safety legislation.

PADDOCK RULES

Vehicles

From the opening of the paddock until at least one hour after racing has been completed (times as detailed in the event schedule), all vehicles must be parked according to the approved paddock plan.
Vehicle passes must be displayed clearly and must show the name and contact details of the driver.
Any vehicle that is not correctly parked, which has does not have a valid vehicle pass, or where the driver's details are missing or not legible, may be removed at the cost of the driver/owner.
A Service Pass does not allow a vehicle to be parked in the paddock or any other area; it allows access to the paddock to make a delivery, collection, etc. only.
If these rules are violated in any way the team or driver responsible may have parking privileges revoked.

Mobile Homes and Team Camping

At certain events an exclusive Team Camping area may be in operation for campers, buses and motorhomes of participating teams.
Parking of team camping vehicles in this area must follow the same arrival procedure as Paddock Parking. To gain access to World RX Team Camping areas correct accreditation must be clearly shown. The transfer, sale or trading in any way of these passes is strictly prohibited.
The primary contact must send their application via email to Rallycross Event Manager Julie O'Leary: julie.oleary@fiaworldrallycross.com 28 days prior the respective event if they wish to receive a team camping pass.
The application must contain: Name of the person / role at World RX / confirmation of the applicant / vehicle or caravan registration plate number.

Driving in the paddock

From the beginning of setup for every World RX event the whole circuit/venue is subject to the road traffic regulations. It is strictly prohibited for people of less than 16-years-old to drive any motorcycle, quad, car or similar in the paddock.

The speed limit in the paddock is 20km/h maximum except rescue or emergency vehicles

Vehicles travelling faster than 20km/h in controlled speed limit areas, will receive a warning. For a repeat offence by the same vehicle/driver a fine of €50 per kph over the limit can be enforced.

PADDOCK RULES

Paddock Vehicles

Refers to vehicles used to move, personnel, tyre trollies and equipment, etc. to pre-grid.
Includes but is not limited to: golf buggies, quad bikes, ATVs.
Paddock Vehicles may not be enclosed vehicles such as cars, trucks, pick ups etc.
Paddock vehicles can only be operated at events where permission is given by the Rallycross Promoter Event Manager.
Please note that from 2022 onwards no internal combustion engine paddock vehicles will be permitted.

Paddock Vehicles Hazards and Risks

Collision with person/vehicle/equipment

- Overturning
- Driving under ropes
- Misuse and damage to vehicle
- Overloading

Catering

All hospitality catering must be ordered through the centralised paddock catering supplier, Motorsport Location Catering (MLC). Further information will be provided separately via Sportity.
Please note from 2022 onwards, no single use plastic water bottles will be available from Motorsport Location Catering. All team members have their own reusable water bottles and tea/coffee cups on site and water fountains will be made available.

Timing

Awning opening hours must be obeyed and will be included in the event schedule.
Unless otherwise advised, access to the Paddock will will be detailed in the event schedule. It usually begins at 09:00 on a Wednesday before a race weekend and departure must be before 10:00 on Tuesday after a race weekend. Should extra time be required please contact Julie O'Leary: julie.oleary@fiaworldrallycross.com

PADDOCK RULES

Paddock Vehicle Control Measures

- Before allowing the vehicle to be driven make sure driver is authorised to operate it and is familiar with all controls and operating procedures
- Only licensed drivers are allowed to drive the paddock vehicles
- Operate from driver side by authorised person only
- Unless appropriately licensed and taxed these vehicles must not be used on open public roads
- Drive with caution and with due care for the public and staff around who may not expect a vehicle
- Golf Buggies are silent and present a danger if not driven with due care and attention
- All passengers in the vehicles must be seated in the correct place with arms and legs kept within the vehicle
- The number of passengers on these vehicles must not exceed the recommended capacity
- Remain seated with entire body inside vehicle and hold on to seat handle or handrail at all times
- Drive slowly in turns and straight up and down slopes
- Never stand in front of or behind the vehicle
- Do not operate while under the influence of alcohol or drugs
- Do not leave children unattended on vehicle at any time
- Only drive in designated routes and avoid the need to drive under ropes
- Never shift the vehicle out of forward while going downhill. If you do you will not be able to shift into reverse or back into forward until the vehicle has stopped
- Do not get off the paddock vehicle before it has come to a complete stop
- Do not leave keys or codes in the paddock vehicle
- Park the paddock vehicles in the designated holding area, this will often be outside the paddock away from the public
- If pulling a load, ensure it is correctly secured
- Ensure the load capacity is not exceeded
- Be extra careful in wet or icy conditions
- No vehicle to drive above 20km/h. Site speed limits must always be adhered to
- Vehicles without lights to only be operated during daylight hours
- Any incident must be reported immediately to the Organiser

PADDOCK IT – INTERNET & STREAMING

Paddock IT Package Overview (Internet, Streaming & Timing)
Service Start : Typically 11:00 Thursday
Service End: Typically 23:00 Sunday

What is paddock IT?

- TV box with a 32-inch High-Definition television, cabling and tripod provided
- Dedicated Wi-Fi service to your paddock area at every race
- Live HD TV footage streamed directly to your paddock area from Rallycross Promoter media
- Official Timing streamed directly to your paddock area
- Race Control message display system to immediately alert teams with official communications from Race Control
- Optional HDMI outputs for additional TVs
- On-set service technicians

Additional information

- In order to deliver a consistent service, Paddock IT will only accept a limited number of endpoints.
- RX clients will be allocated upon receipt of payment
- Optional Wi-Fi access in one designated area on Monday until 16:00 (following an event). The main service ends on Sunday at 23:00.
- Optional extra Wi-Fi antenna for inside office area (one per team) at an additional cost
- Optional tactical box for the HDMI outputs instead of the TV box
- Main incoming internet lines are provided by local promoters and being controlled and distributed by Chronomoto through the Paddock IT and Paddock IT Plus services

PADDOCK IT – INTERNET & STREAMING

Communication TV Boxes

A bespoke TV box for all Paddock IT client teams will be available from the first event of the season. This box includes a HD TV, network communication devices, able to display the Timing Screen or the Live TV Stream. It has additional HDMI output connectors (one for the timing and one for the stream) which allows the user to display these screens on their own additional TVs.
To operate more than two outside TVs HDMI splitters will be required (not included).

The communications box must be returned in full at the last event of the season. Failure to return the box at the final event will result in the user being required to send the box to Chronomoto HQ (Budapest, Hungary) at their own cost.

In case of serious damage or loss the following will be charged:
Damage or loss to the entire box €2800
Damage or loss of the tripod €100
Damage or loss of the TV remote control is €35
Opening the TV box between events results in a charge of €1000 (details below)

Switching in and out

The Teams have to place their TV box in the desired position and connect a 230V/110V AC power supply to it. Only the Chronomoto IT specialists are permitted to open and switch on the box.
Teams are not permitted to open the case.
Chronomoto staff will also switch off after the last race day. If a team would like to start loading before the Finals / Live TV production time, please inform the Chronomoto team.

PADDOCK IT – INTERNET & STREAMING

IT Support communication
Chronomoto IT Support is available any time in the Timing Room on-event, via radio channel or on a dedicated support phone number (voice call / SMS).

On-event phone and WhatsApp support
TEL: +36 20 535 7190

Transportation
The transportation of the sealed television units must be managed by the team. Teams will be responsible for the safety of this equipment. Any damage to equipment must be reported immediately to Chronomoto. The flight case is: 79x25x50cm, weight 40kg. The tripod dimensions are: 105x15x25cm, weight 2kg.

All questions regarding the technical aspects should be sent to: rx@chronomoto.com
For payments and to order the service please contact: rx@chronomoto.com

Paddock IT & Positioning system order form is available to download from the Sportity app

PADDOCK IT – INTERNET & STREAMING

Payment

Teams will be required to pay an up-front the full amount payment using the order forms available via Sportity for the entire 2024 season. For additional payments and for a larger structure/more TVs please contact Chronomoto – rx@chronomoto.com

Teams Must Supply

- 24h Power - 230V (connection point)
- Transport of the Chronomoto Paddock IT Box and tripod during the season for all rounds
- Transport of the optional Wi-Fi antenna for indoor office area and cabling (or fixed permanently)
- The layout with the position of the TVs in the team setup, via e-mail 30 days before the first event: rx@chronomoto.com
- Please send any special requests 30 days before the first event: rx@chronomoto.com
- Wireless network connection point truck/roof. In some cases, the best position to build the wifi network is the roof of the trucks.

Not included

- Cabling and HDMI splitter to extra displays. These may be purchased at an additional cost.
- Fixing the optional extra wifi antenna in the indoor office area

Restrictions

- It is not allowed to access torrent download/upload sites
- Permission needed for oversized file (above 5 GB) down or upload
- It is not allowed to share the Wi-Fi access with any special equipment for other users
- Permission needed to use special connections
- It is not allowed to share the wifi password to non-team members
- Video delay (0.5-5 sec) may occur due to the location
- Wi-Fi roaming through team access-points; due to Wi-Fi signal highly influenced by objects (trucks, cars, tents) in the paddock, one access point might not fully cover the inside of the team truck office.

COMMERCIAL RIGHTS & BRANDING

Championship Car and Race Suit Branding

- Rallycross Promoter will provide car numbers, official windscreen strip and door panels for all competitors for each category. The size and location of each branding panel, strip or sticker is determined by Rallycross Promoter and must be adhered to at all times. If a team would like to produce the branding themselves, they may do so provided the branding complies with the templates;

- The size and location of the Hoosier Racing Tire stickers (to be positioned on each corner of the front and rear of all cars) must be adhered to at all times. The Hoosier Racing Tire logo as presented below must not be manipulated in any way, shape or form without prior consent from Rallycross Promoter. All car designs including the Hoosier Racing Tire logo must be sent to Rallycross Promoter prior to production for approval;

- The approved artwork files will also be supplied to those who wish produce car branding themselves, or who want to have the race suit branding added directly to a custom race suit. These files must be resized or changed in any way during production;

- For those drivers who do not have the championship logo included in their race suit design, Rallycross Promoter will provide an official RX race suit badge at the first event each driver takes part in. The size and location must not be altered from the Rallycross Promoter templates;

- Branding must be on the racecar and race suit at all times. Failure to comply will be reported to the Stewards.

The following pages show the templates for all European Rallycross categories.

COMMERCIAL RIGHTS & BRANDING

EURO RX1

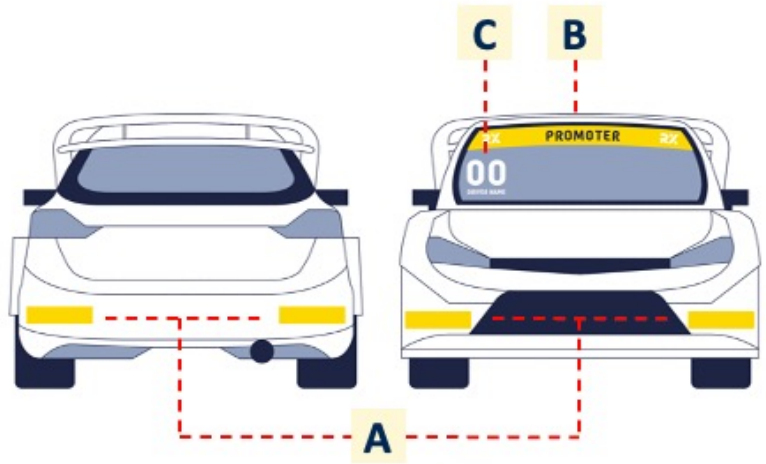

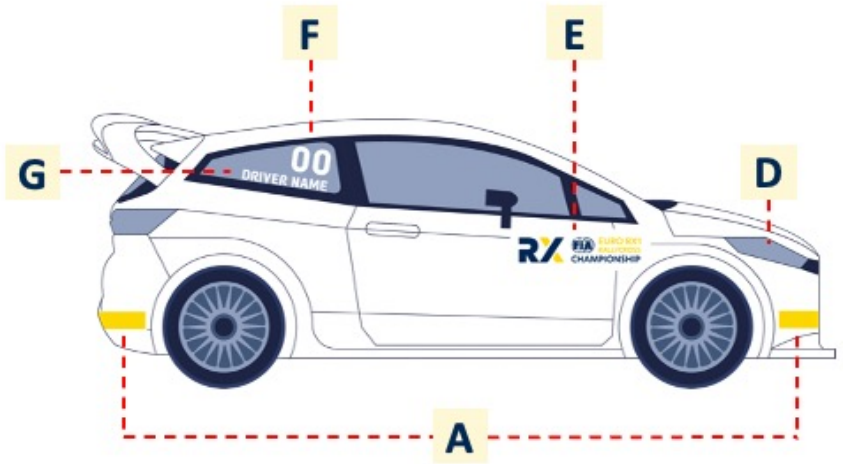

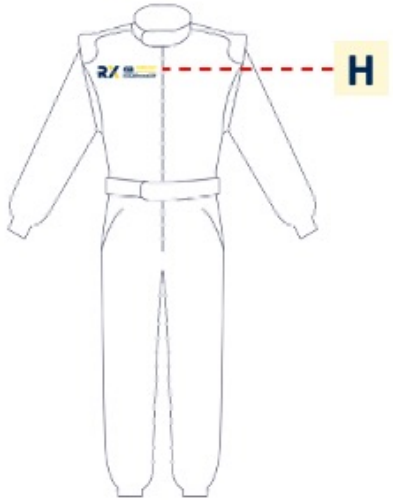

A Single Supplier Tyre Sticker. Min 30cm by 10cm. Placed on each of the four corners of the car. Forward and backwards facing.

B Windscreen Sticker minimum of 12cm to be supplied by the Promoter.

C Number on Windscreen to be supplied by Promoter. Driver name to be supplied by Teams. To be produced in Hero Semi Bold and all in UPPER CASE. Text to be no higher than 75mm, in White and to be positioned on the inside of the car.

D Promoter recommends using artificial headlights

E Door Stickers maximum size 20cm by 50cm to be supplied by the Promoter

F Rear window Number to be positioned on the inside of the car and to be supplied by the Promoter

G Driver name to be supplied by Teams. To be produced in Hero Semi Bold and all in UPPER CASE. Text to be no higher than 75mm, in White and to be positioned on the inside of the car. Flag 75mm high and rectangular.

H To be included in suit design artwork on request, or Badges to be provided by Promoter upon request. Size must be exactly 15cm wide.

Promoter reserves the right to require dashboard branding where onboard cameras are used.

COMMERCIAL RIGHTS & BRANDING

EURO RX3

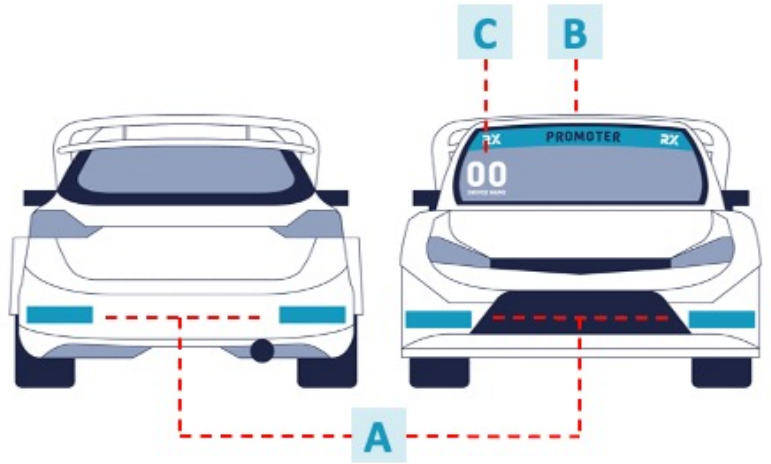

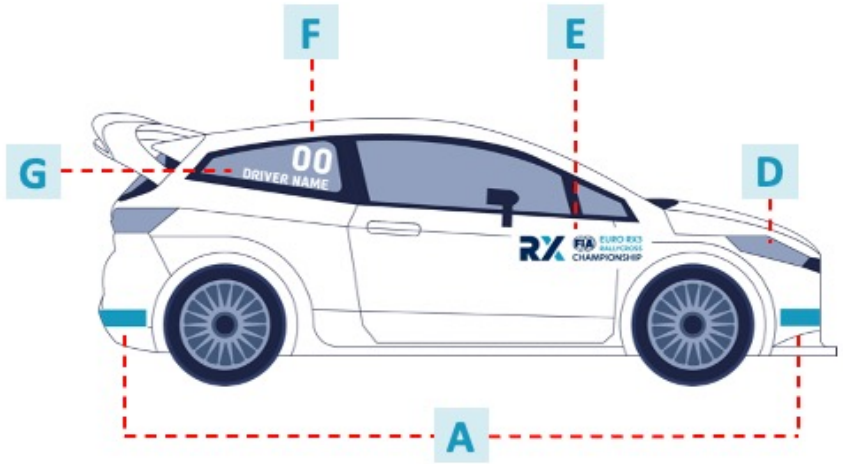

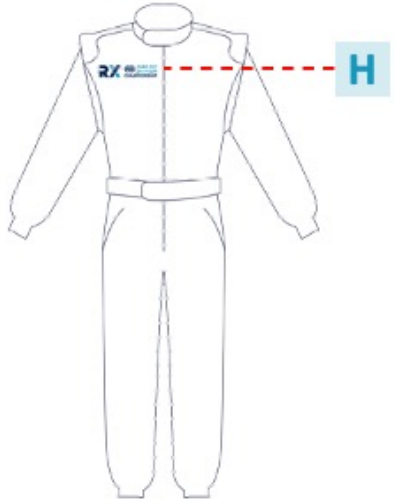

A Single Supplier Tyre Sticker. Min 30cm by 10cm. Placed on each of the four corners of the car. Forward and backwards facing.

B Windscreen Sticker minimum of 12cm to be supplied by the Promoter.

C Number on Windscreen to be supplied by Promoter. Driver name to be supplied by Teams. To be produced in Hero Semi Bold and all in UPPER CASE. Text to be no higher than 75mm, in White and to be positioned on the inside of the car.

D Promoter recommends using artificial headlights

E Door Stickers maximum size 20cm by 50cm to be supplied by the Promoter

F Rear window Number to be positioned on the inside of the car and to be supplied by the Promoter

G Driver name to be supplied by Teams. To be produced in Hero Semi Bold and all in UPPER CASE. Text to be no higher than 75mm, in White and to be positioned on the inside of the car. Flag 75mm high and rectangular.

H To be included in suit design artwork on request, or Badges to be provided by Promoter upon request. Size must be exactly 15cm wide.

Promoter reserves the right to require dashboard branding where onboard cameras are used.

COMMERCIAL RIGHTS & BRANDING

RX2e

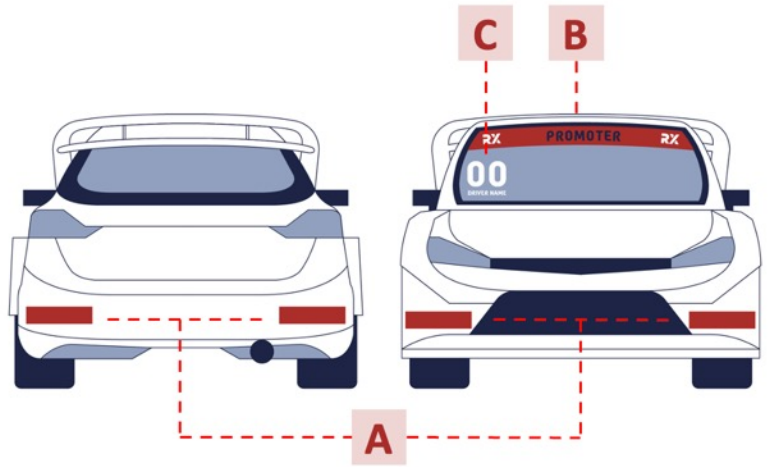

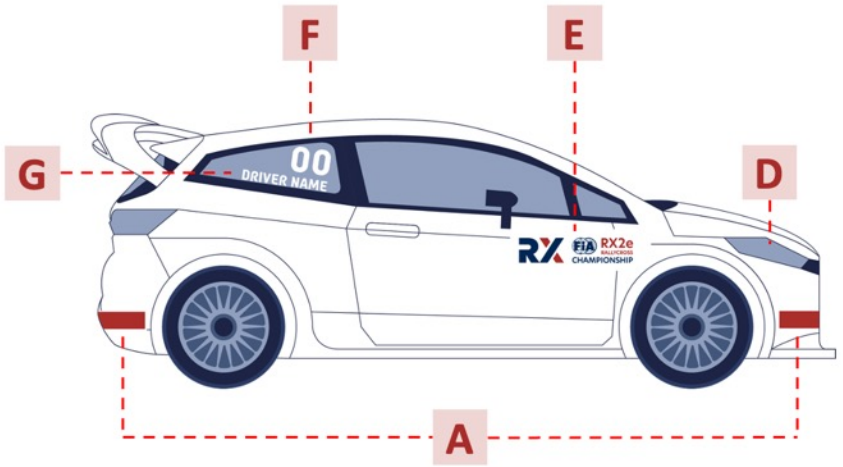

A Single Supplier Tyre Sticker. Min 30cm by 10cm. Placed on each of the four corners of the car. Forward and backwards facing.

B Windscreen Sticker minimum of 12cm to be supplied by the Promoter.

C Number on Windscreen to be supplied by Promoter. Driver name to be supplied by Teams. To be produced in Hero Semi Bold and all in UPPER CASE. Text to be no higher than 75mm, in White and to be positioned on the inside of the car.

D Promoter recommends using artificial headlights

E Door Stickers maximum size 20cm by 50cm to be supplied by the Promoter

F Rear window Number to be positioned on the inside of the car and to be supplied by the Promoter

G Driver name to be supplied by Teams. To be produced in Hero Semi Bold and all in UPPER CASE. Text to be no higher than 75mm, in White and to be positioned on the inside of the car. Flag 75mm high and rectangular.

H To be included in suit design artwork on request, or Badges to be provided by Promoter upon request. Size must be exactly 15cm wide.

Promoter reserves the right to require dashboard branding where onboard cameras are used.

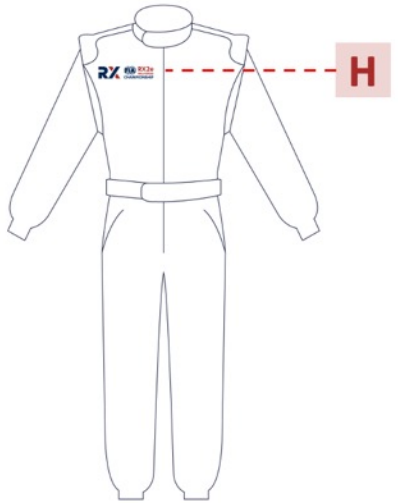

COMMERCIAL RIGHTS & BRANDING

Team Sponsorship/Branding

- Teams may not activate their own sponsorship outside of their allocated Paddock space.
- All team promotional/branded items positioned outside the Team awning and within the allocated Paddock space (i.e. flags, umbrellas etc.) must be approved in writing by Rallycross Promoter.
- No product sampling is permitted outside of the Team's allocated paddock space. Any consumable products obtained within the team paddock space must be consumed within the team paddock space only.
- Any consumable sampled products from any team found outside of the team's allocated Paddock space will result in all sampling of the team's product on that event being ceased.
- N.B. Any trackside facing branding positioned within the team/driver allocated paddock space and visible from TV camera angles may be covered by Rallycross Promoter.

Merchandise

- Teams may not sell official team merchandise on site from any Team Paddock space, transporter or other vehicle. Any such merchandise may only be sold from pre-approved locations in the Fanzone paddock.
- Team merchandise may not use the official FIA World Rallycross Championship logo or trademark. Any use of wording in relation to the championship must be approved by Rallycross Promoter.
- Displays of promotional material, products or vehicles within the paddock are strictly prohibited without the prior written permission of Rallycross Promoter.

TV Broadcast & Moving Images

- In entering the championship, Teams agree to relinquish any claim or right to the broadcast outside of their pre-agreed content allocation, or any other agreement with Rallycross Promoter relating to the broadcast.
- For information on obtaining rights to publish any race or paddock footage that is not covered within the RX Digital service (see separate info in Sportity), please contact Philipp Männer: philipp.maenner@wrc.com
- No Team will be permitted to access the television OB facility or to gain access to race footage directly from the broadcaster. All access to race footage (where pre-agreed) will be directly from Rallycross Promoter.
- Any filming or any other means of recording moving imagery at a Championship event is strictly forbidden without prior express written permission of the PR & Communications Manager or Senior Director of Media Rights.

COMMERCIAL RIGHTS & BRANDING

Television Presentation

- All drivers affected by the podium formalities must adhere to the podium procedure as detailed in the applicable Championship regulations
- No team sponsorship or promotional material is permitted on the podium or to be held aloft in front of the podium at any time
- All personnel associated with any Driver or Team must, at all times during the event, be presented in a manner suitable for a World Championship and global television broadcast. i.e. clean uniform, shoes that cover the whole foot (no sandals), etc.
- The winning driver from each event may be required to wear a watch manufactured by the official timing/watch partner on the podium and during the press conference

Championship Referencing

- By entering the Championship, each Team and all third parties associated with that team (including Sponsors and PR companies) agree to refer to the championship as: "2024 FIA European Rallycross Championship"
  Euro RX may also be used as an abbreviated form provided the full above title is used at least once in all correspondence unless the correspondence is made through Twitter, Facebook, Instagram or TikTok

- Further details of Championship referencing can be found in Media/Soicial Media section of this manual

MEDIA & COMMUNICATIONS

Major announcements (eg. driver line-ups / livery unveils) must be shared with the World RX PR and Communications Manager (russell.atkins@fiaworldrallycross.com) at least **3 working days** in advance. This will ensure your news is communicated via the official Championship channels. Your announcements will always be treated with the utmost confidentiality.

When referring to the FIA World Rallycross Championship in any official communications such as press releases, web stories, internal comms, newsletters, social media posts or anything which is distributed to the public, the following guidelines must be adhered to:

Rallycross

Rallycross is one word – not two. It should only be referred to as follows:

- rallycross (lower case when using mid-sentence or on its own)
- Rallycross (upper case when starting a sentence or using alongside its full name, e.g. World Rallycross Championship)
- RX (abbreviated form - rallycross must be spelled in full at the beginning of communication but you can shorten to RX thereafter)

It must NEVER be referred to as:

- Rally Cross (no space between rally and cross)
- RallyCross (no capital 'c' in cross)
- RallyX
- RallycrossRX

MEDIA & COMMUNICATIONS

World Championship

When communicating about the Championship, the following can be used:

- FIA World Rallycross Championship
- World RX (abbreviated form – the championship must be written in full at the beginning of communication, but you can shorten to the abbreviated version thereafter)

It must NEVER be referred to as:

- RallycrossRX
- WRX (Subaru trademark)
- WorldRX (no space)
- FIA Rallycross (FIA only to be used in conjunction with full title)
- FIA Rallycross World Championship (words mixed up)

Racing Terms

Qualifying heats are now known simply as Heats, so please do not refer to them as qualifying anymore. They should be referred to by the following:
Heat 1 (H1), Heat 2 (H2), Heat 3 (H3) or first Heat, second Heat, third Heat and so on.

Other Championships

World RX events may also include other championships which should be referred to as follows:

- FIA European Rallycross Championship for RX1 (Euro RX1)
- FIA European Rallycross Championship for RX3 (Euro RX3)
- FIA RX2e Championship (RX2e)

MEDIA & COMMUNICATIONS

The Events

Each event should be referred to by its country, aside from Belgium, which goes by the name Benelux. See below (please note, event title names are subject to change):

- Euro RX of France
- World RX of Sweden
- World RX of Hungary
- World RX of Benelux
- World RX of Portugal
- World RX of Australia

MEDIA & COMMUNICATIONS

Boilerplate

If including a boilerplate at the bottom of any official press releases, presentations or internal communications, please use the below.

About the FIA World Rallycross Championship

Rallycross combines the very best elements of rallying and circuit racing, with a history stretching back more than half a century. Blending cutting-edge innovation with family-friendly spectator appeal, the FIA World Rallycross Championship (World RX) showcases head-to-head, short, sharp racing on mixed surfaces (gravel and asphalt) within amphitheatre-like venues.

An evolution of the popular and prestigious FIA European Rallycross Championship - which traces its roots back to 1973 - World RX was launched in 2014 and represents the international pinnacle of the discipline, visiting some of the most iconic venues in the sport where high-profile drivers duel wheel-to-wheel in cars capable of catapulting from 0-100km/h faster than Formula 1.

In evidence of its commitment to a sustainable future, the series entered a new era in 2022 by embracing electric technology. Further to that, 2024 heralds the beginning of the 'Battle of Technologies' concept, as the championship's powerful EV cars take on their sustainably-fuelled combustion counterparts on equal terms for the first time.

Find out more at www.fiaworldrallycross.com

If you would like any of your communications proof-read, please send them to World RX PR & Communications Manager, Russell Atkins:

- Email: russell.atkins@fiaworldrallycross.com
- Tel: +44 (0) 7971 748906

MEDIA & COMMUNICATIONS

Photography/Videography

- A pool system of copyright-free images is available via www.redbullcontentpool.com/fiaworldrx – this is updated regularly throughout race weekends

- **Nobody** outside of the official TV crew is permitted to film on-track action. If any media are found to be in breach of this rule, they will be asked to leave the premises immediately; on-track filming will not be tolerated, since it risks violating our broadcaster contracts

- For teams wanting video access to film in the paddock, applications must be made via the media accreditation form on the FIA website

Drones

- Drones may only be flown by the Rallycross Promoter TV Team; footage can be licensed via Rallycross Promoter GmbH

MEDIA & COMMUNICATIONS

Official Media Activities

- The top three finishers in World RX as well as the winner (or overnight leader on Saturdays) in each support category (RX2e, Euro RX1 and Euro RX3) must make themselves available for a press conference and media interviews at the end of each race day; race suits and podium caps (where relevant) must be worn. At Euro RX of France, the leader in each category on Saturday night and the top three finishers in each category on Sunday night must attend the press conference.

- Each driver must make themselves available for any promotional activations in the build-up to race weekends. These will normally be held on Thursday/Friday. The World RX PR & Communications Manager will inform teams of any such requirements in advance. Depending on the nature of the activity, either race suit or team kit must be worn

- Drivers attending official PR activities are expected to act in a professional manner; swearing will not be tolerated

MEDIA & COMMUNICATIONS

Autograph Sessions

- Each driver must make themselves available for official autograph sessions at each race weekend. Exact requirements, timings and dates will be confirmed by Rallycross Promoter via the Team Managers' WhatsApp group

SOCIAL MEDIA

Intro

Used correctly, social media can be a powerful promotional tool. This document provides useful guidelines to ensure you get the maximum out of your social platforms.

Official World RX Accounts

Facebook	World RX - FIA World Rallycross Championship
Instagram	@FIAWorldRX
Twitter / X	@FIAWorldRX
TikTok	@fiaworldrx
YouTube	FIAWorldRX
LinkedIn	FIA World Rallycross Championship
Website	www.fiaworldrallycross.com

For any questions related to social media, please contact:

Russell Atkins
PR & Communications Manager, FIA World Rallycross Championship
E: russell.atkins@fiaworldrallycross.com
T: +44 (0) 7971 748906

Liam Johnson
Social Media Manager, FIA World Rallycross Championship
E: liam.johnson@fiaworldrallycross.com
T: + 44 (0) 7513 936886

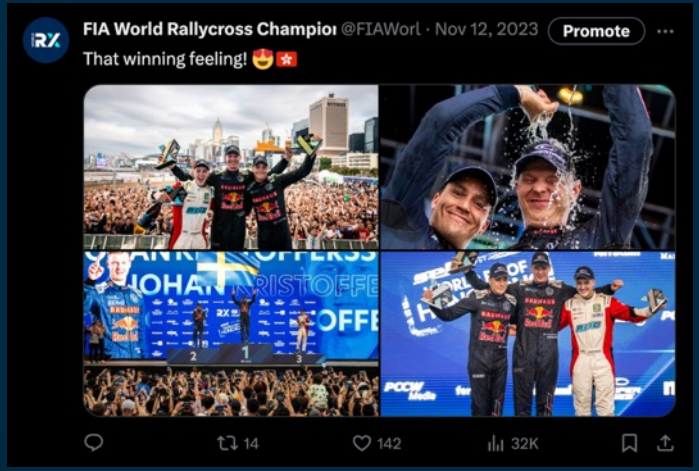

SOCIAL MEDIA

Sharing

As a key championship stakeholder, we strongly encourage you to activate your ecosystem and grow your brand by communicating your activities to your partners and fans.

For collabs, cross-posts, re-tweets and shares, get in contact - we don't see everything!

Video Content

Strict rules are in place regarding the usage of World RX-owned video content. If in doubt, please seek approval or advice.

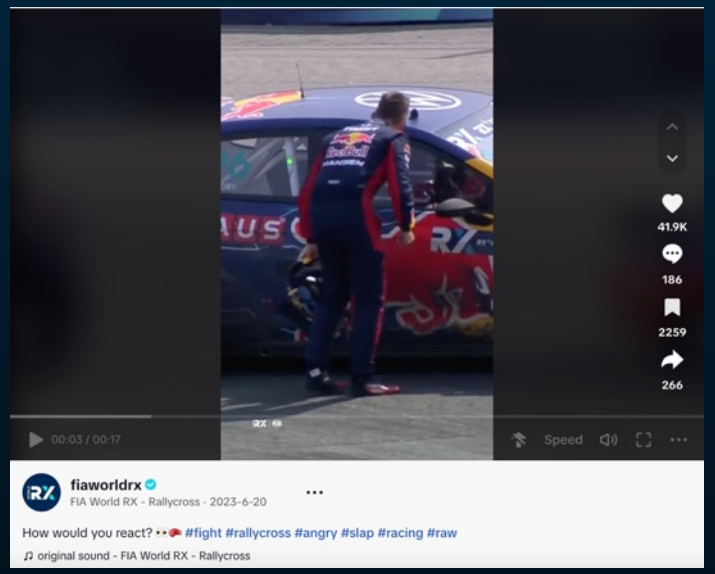

Official RX Hashtags

Championship: **#WorldRX #fiaworldrx**

Event-by-Event:

Euro RX of France	#EssayRX
World RX of Sweden	#HoljesRX
World RX of Hungary	#NyiradRX
World RX of Benelux	#MettetRX
World RX of Portugal	#MontalegreRX
World RX of Australia	#AustraliaRX

Hashtags will help your content in trending - especially on TikTok. Additionally, hashtags are used for reporting and tracking, so their inclusion assists us greatly.

SOCIAL MEDIA

General Guidance

- Don’t post anything that you would not be prepared to say to somebody in person
- Never use social media to insult/attack somebody, directly or indirectly
- Always remember, when posting, you must assume that anybody can access that post
- Determine whether you are posting in a personal or official capacity and consider whether your opinions and activity are appropriate in that context
- Respect confidentiality, stay within the legal framework and be aware that safeguarding, libel, slander, copyright and data protection laws apply
- What you post is publicly available until you delete it - always assume that everything you post will remain viewable indefinitely
- Never share personal details such as telephone numbers and home addresses, unless with those you know and trust - be sure to use private messages if unavoidable
- Those associated with World RX who hold a position of trust and/or responsibility over young people (i.e. those under 18 years of age) in the course of their duties should be very careful when interacting with those young people via social media
- Ensure you’re aware of applicable laws on a country-by-country basis

UNACCEPTABLE BEHAVIOUR & FINES

At any time during the season unacceptable behaviour by any person associated with a Competitor will result in a fine as defined below

Unacceptable behaviour

Unacceptable behaviour includes but is not limited to the areas listed below and can be defined as any action that may damage or be deemed prejudicial to the Championship:

- Failure to attend or arriving late for scheduled event activities such as: Autograph Session, Pre-event activation, Press Conference, Podium, etc.
- Misuse of Paddock Vehicles
- Bad language directed at any event personnel (Rallycross Promoter, FIA, local organiser, etc.)

Fines

A fine may be inflicted on any Competitor (who remain responsible for the behaviour of everyone associated in any way with their participation in the Competition, including staff, guests, partners and associated parties), in respect of non-compliance with the requirements of any regulations or with any instruction given by Rallycross Promoter personnel

A fine may be imposed by written notice from Rallycross Promoter's Event Manager

Amounts

Fines will vary in amount between €500 - €2000 depending on the circumstance

Liability to pay fines

The Competitor shall be responsible for the payment of any fine
The payment of fines must be made within 48hrs of receipt of the invoice

Right of appeal

An appeal against a fine must be made to the Rallycross Promoter Event Manager within 2 hours of receipt of the notice

Appeal deposit

A deposit of €500 must be paid in cash with the written appeal. This will be returned if the appeal is upheld

RADIO FREQUENCY & REGISTRATION INFO

MRTC has been chosen by the FIA World Rallycross Championship as its preferred radio communication partner. You do not need to use them this is simply a recommendation.

MRTC has been involved in providing bespoke high-quality communications systems for over 30 years to a wide selection of end users including, of course, motorsport, the Fashion industry, commercial enterprises and Event Management systems.
MRTC's involvement in Motorsport is geographically extensive and includes Europe, Asia, Australia, and America, where they supply teams competing in most of the major Championships, including F1, GP2/3, WEC, ELMS, Le Mans 24hr, World Rally, F3, GT, Blancpain GT Series, V8 supercars, British Touring Cars, DTM and World Rallycross.

Radio Licences

In all countries it is mandatory to gain approval to use most radio transmitting devices, from many years of experience in the arrangement of Government radio licences for their customers, they put a great deal of time and resources into the frequency planning, application and management of the appropriate licences for championship Organisers, teams and support companies.
Careful planning can pre-empt many problems that would otherwise occur on event. In addition, good ongoing communication and co-operation with the relevant Government organisations, has proven to increase cooperation and assistance in dealing with interference from unauthorised users.

RADIO FREQUENCY & REGISTRATION INFO

Teams/Drivers who want to use the MRTC service for radio registration must complete the radio and frequency registration form and submit it to MRTC, they will arrange the relevant approvals and coordinate frequencies to minimise interference to all radio users at the event. The cost of licenses varies in each country and also depends upon frequency bands to be used, these fees will be charged directly to the teams. In some cases, certain types of radio equipment can be used license free, but the frequencies must still be coordinated, therefore all championship entrants must complete the form. We also recommend for teams that don't use MRTC to provide frequency details to MRTC to ensure there are no clashes with authorised users.

Technical Support

MRTC's workshop radio engineers are available to assist with any problems by phone and they have a reputation for rapid response to urgent last-minute requests. They can also provide technical support at race circuits if necessary.

Contact Details

For further information regarding their products and services, please see contact details below:

General enquiries, Nigel Lilley: nigel@mrtc.co,uk
Radio licensing, Daniel Cox: daniel.cox@mrtc.co.uk
MRTC Motorsport Communications,
Stanford House, Main Street, Stanford On Soar, Loughborough, LE12 5PY, England
Tel: +44 (0) 1509 224300

SPOTTERS' TOWER

It is important that the operation of the Spotters' Tower is as smooth and professional as possible, this will be the 'public face' of the teams racing in the championship and it is important to everybody that the best possible image is projected.

Access

- Permanent World Team, max two people per car (Principal/Manager, Spotter). At least one must be authorised to speak on behalf of the team.
- Permanent World Individual, max two people. At least one must be authorised to speak on behalf of the driver/team/competitor.
- All others, Spotter (one person) only – must use Crew Chief pass.
- Each Competitor must have a person in the Spotters' Tower with radio connection to the driver when its car is racing.
- All people in the Spotters' Tower are 'public facing' and must be dressed and behave accordingly.
- Access is for those with a car in the race on track, and those with a car in the next race.
- No under 16s.

During practice and warm-up, access to the Spotters' Tower is reserved for Crew Chiefs from Permanent World Championship teams and Individual World Championship drivers only.

Appearance and behaviour

The TV crew will film the Crew Chiefs at work in the Spotters' Tower:

- Please be quiet when you arrive and leave
- Watch your language; English swear words we might accept in normal conversation must not be used on TV!
- In the Spotters' Tower the Crew Chief is the public face of his/her team and its sponsors, etc. Please make sure you are wearing clean team clothing, we reserve the right to refuse admission to those not appropriately dressed.

PODIUM PROCEDURE

The podium procedure will be as detailed in the applicable Championship regulations and any additional instructions provided during an event.

2024 DRAFT SCHEDULES

FIA World Rallycross Championship 2024 – provisional event schedules

We will provide the provisional schedules via Sportity, to assist with your planning for the year.
They are a good indication of how each event will run but remain provisional.
The schedules are based on the maximum possible entry for each event, so the number of races to be run may be adjusted when we have the final entry list for each event.
We do not expect items such as Administrative Checking, Scrutineering, Competitors' and Drivers' Briefing to change.
As usual, a full detailed schedule will be provided before each event.

2024 CHAMPIONSHIPS & CIRCUITS

			World RX	RX2e	Euro RX1	Euro RX3	Location	
							what3words	GPS
Essay	FRA	07-09.06.24		X	X	X	pastry.variant.reluctantly	48°9'35.14''N 0°40'18''E
World RX test	SWE	01-02.07.24					midrange.bongos.incorporated	60˚54’59”N 12˚33’33”E
Höljes	SWE	05-07.07.24	XX	X	X	X	midrange.bongos.incorporated	60˚54’59”N 12˚33’33”E
Nyirád	HUN	26-28.07.24	XX	X	X	X	guess.consents.magic	46˚57’39”N 17˚26’27”E
Mettet	BEL	16-18.08.24	XX	X	X	X	renew.land.nodule	50˚18’12”N 4˚39’18”E
Montalegre	PRT	06-08.09.24	XX	X	X	X	slinks.visit.clan	41˚50’49”N 7˚45’22”W
TBC	AUS	29.11-01.12.24	XX					
			XX					
Number of rounds			12	5	5	5		

Individual circuit drawings will be published before each event.

LET'S GO RACING TOGETHER!

RX FIA WORLD RALLYCROSS CHAMPIONSHIP